

CITADIN™ 60 SMALL SQUARE PAVER

SMOOTH PREMIUM FINISH ①



CITADIN™ 60 SMALL SQUARE PAVER

	HEIGHT/WIDTH/LENGTH		
	DIMENSIONS (CM)	DIMENSIONS (IN)	
	6 x 10 x 10	2 ³ / ₈ x 3 ¹⁵ / ₁₆ x 3 ¹⁵ / ₁₆	
Unit/Surface	100,0 / m ²	9,3 / ft ²	
Qty/row	0,88 m ²	9,5 ft ²	
Qty/cube	5,28 m ²	56,8 ft ²	6 rows
Weight/unit	1,4 kg	3,1 lb	
Weight/cube	775 kg	1705 lb	

	Codes	Colors
Smooth premium finish ①	PPR-450L-02	Ice gray
	PPR-450L-11	Granite gray
	PPR-450L-21	Ivory beige
	PPR-450L-25	Anthracite brown
	PPR-450L-50	Black

Approximate coverage areas for one bag of polymeric sand (22,7 kg)

3,72 m²

40,0 ft²

PREMIUM ① COLORS



● Ice gray




● Granite gray



● Black



● Ivory beige




● Anthracite brown




Colors with solar reflectance indices contributing to the LEED program in order to reduce the creation of heat islands in urban areas as much as possible.

PATTERNS



Pattern 1
Checker pattern



Pattern 2
Runner pattern

The layout shown in the above illustration is for information purposes only. Bolduc disclaims all responsibility for the excess or lack of pavers resulting from an installation according to these laying patterns.

TECHNICAL INFORMATIONS

Product	Standard	Compressive strength	Resistance to freeze-thaw cycles in a saline solution	Water absorption	Dimensional tolerances
Citadin 60 small square paver	CSA A231.2	50 MPa (7250 psi)	Maximum loss of initial weight in a saline solution (NaCl 3 %): 225 g/m ² (0,74 oz / ft ²) after 28 cycles 500 g/m ² (1,64 oz / ft ²) after 49 cycles	5 % maximum	Length: -1 mm to +2 mm (-1/32 in to + 5/64 in) Width: -1 mm to +2 mm (-1/32 in to + 5/64 in) Height: ±3 mm (±1/8 in)

Cover snow removal tools with Teflon or neoprene protectors to minimize the risk of damage from scratches.