

PRESTIGE™ 60 SLAB

PREMIUM FINISHES



PRESTIGE™ 60 SLAB

	HEIGHT X WIDTH X LENGTH CM / IN	
	6 x 20 x 40	2 ^{3/8} x 7 ^{7/8} x 15 ^{3/4}
No. of units	12,5 /m ²	1,16 /ft ²
Qty/row	0,96 m ²	10,33 ft ²
Qty/cube	10,56 m ²	113,63 ft ²
Weight/unit	12 kg	26 lb
Weight/cube	1591 kg	3508 lb



COLORS	
	Ivory
	Granite gray
	Anthracite

FINIS	
	Granart Premium
	Smooth Premium

Approximate coverage areas for one bag of polymeric sand (22,7 kg) 9,83 m² 105,8 ft²

Avenue Series colors and finishes are available upon request.



	HEIGHT X WIDTH X LENGTH CM / IN	
	6 x 40 x 40	2 ^{3/8} x 15 ^{3/4} x 15 ^{3/4}
No. of units	6,25 /m ²	0,58 /ft ²
Qty/row	0,96 m ²	10,33 ft ²
Qty/cube	10,56 m ²	113,63 ft ²
Weight/unit	25 kg	55 lb
Weight/cube	1591 kg	3508 lb



Approximate coverage areas for one bag of polymeric sand (22,7 kg) 14,72 m² 158,4 ft²



	HEIGHT X WIDTH X LENGTH CM / IN	
	6 x 40 x 60	2 ^{3/8} x 15 ^{3/4} x 23 ^{5/8}
No. of units	4,2 /m ²	0,4 /ft ²
Qty/row	0,96 m ²	10,33 ft ²
Qty/cube	10,56 m ²	113,63 ft ²
Weight/unit	37 kg	81 lb
Weight/cube	1591 kg	3508 lb



Approximate coverage areas for one bag of polymeric sand (22,7 kg) 17,65 m² 190,0 ft²



	HEIGHT X WIDTH X LENGTH CM / IN	
	6 x 60 x 60	2 ^{3/8} x 23 ^{5/8} x 23 ^{5/8}
No. of units	2,8 /m ²	0,3 /ft ²
Qty/row	0,72 m ²	7,75 ft ²
Qty/cube	7,92 m ²	85,25 ft ²
Weight/unit	56 kg	123 lb
Weight/cube	1200 kg	2646 lb



Approximate coverage areas for one bag of polymeric sand (22,7 kg) 22,06 m² 237,5 ft²

PRESTIGE™ 60 SLAB

PREMIUM FINISHES

COLORS

GRENART FINISH



● Ivory



● Granite gray



● Anthracite

SMOOTH FINISH



● Ivory



● Granite gray




● Anthracite

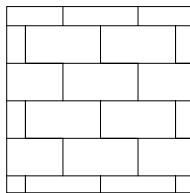


Colors contributing to LEED program solar reflective indices can help reduce the heat island effect in urban settings.

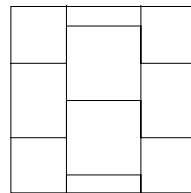
PATTERNS




40X40 Checker pattern



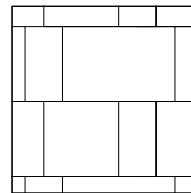
20X40 Runner pattern



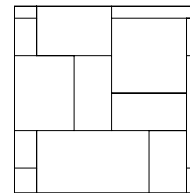
40X40 Runner pattern



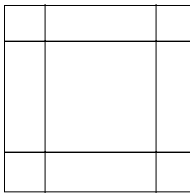
40X60 Runner pattern



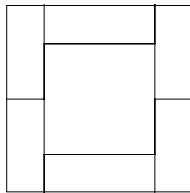
Runner pattern



Modular pattern



60X60 Checker pattern



60X60 Runner pattern

The layout shown in the above illustration is for information purposes only. Bolduc disclaims all responsibility for the excess or lack of slabs resulting from an installation according to these laying patterns.

TECHNICAL INFORMATIONS

Product	Standard	Flexural (Transverse) Strength	Durability to freeze-thaw cycles with utilisation of de-icing salts	Water absorption	Dimensional tolerances
Prestige 60 slab	CSA A2311	5 MPa (725 psi)	Maximum loss of initial weight in a saline solution (NaCl 3 %): 225 g/m ² (0,74 oz / ft ²) after 28 cycles 500 g/m ² (1,64 oz / ft ²) after 49 cycles	6 % maximum	Length: -1 mm to +2 mm (-1/32 in to + 5/64 in) Width: -1 mm to +2 mm (-1/32 in to + 5/64 in) Height: ±3 mm (±1/8 in)

SPECIFICATION CLAUSE

SPEC. NOTE: Include the following article in Part 2 - Products of section 32 14 13 - Precast Concrete Pavers. It prescribes the choice of BOLDUC pavers and slabs for landscaping purposes. It should describe the geometric and physical characteristics and indicate the paver selected, its dimensions, color and finish.

PART 2 - PRODUCTS

21 Precast Concrete Pavers

- 1 Concrete slab complying with CSA-A 2311 standard and the following prescriptions.
- 2 Prestige 60 slab supplied by BOLDUC.
 - 1 Thickness: 6 cm (2^{3/8} in)
 - 2 Nominal Dimensions:
 - 3 Color :
 - 4 Texture : Smooth Premium or Grenart Premium finishes