

OPUS® 60 PAVER



OPUS® 60 PAVER

	HEIGHT/WIDTH/LENGTH	
	DIMENSIONS (CM)	DIMENSIONS (IN)
	6 x 10 x 20	2 ^{3/8} x 3 ^{15/16} x 7 ^{7/8}
Units/Surface	44,4 / m ²	4,13 / ft ²
Surface/Units	0,02 m ²	0,2153 ft ²
Qty/row	0,96 m ²	10,34 ft ²
Qty/cube	11,53 m ²	124,1 ft ² 12 rows
Weight/unit avg.	2,9 kg	6,4 lb
Weight/cube	1600 kg	3500 lb

SPECIFICATIONS	CODES	COLORS
	PPR-850R-50	Anthracite gray
	PPR-850R-25	Anthracite brown

Many pavers have a different surface imprint for a small carved stone appearance

Approximate coverage areas for one bag of polymeric sand (22,7 kg) 2,88 m² 31,0 ft²

COLORS




● Anthracite gray




● Anthracite brown

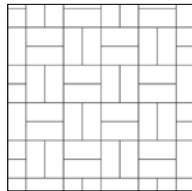
PATTERNS



Pattern 1
Herringbone pattern



Pattern 2
Runner pattern



Pattern 3
Basket weave pattern

The layout shown in the above illustration is for information purposes only. Bolduc disclaims all responsibility for the excess or lack of pavers resulting from an installation according to these laying patterns.

TECHNICAL INFORMATIONS

Product	Standard	Compressive strength	Resistance to freeze-thaw cycles in a saline solution	Water absorption	Dimensional tolerances
Opus 60 Paver	CSA A231.2	50 MPa (7250 psi)	Maximum loss of initial weight in a saline solution (NaCl 3 %): 225 g/m ² (0,74 oz / ft ²) after 28 cycles 500 g/m ² (1,64 oz / ft ²) after 49 cycles	5 % maximum	Length: -1 mm to +2 mm (-1/32 in to + 5/64 in) Width: -1 mm to +2 mm (-1/32 in to + 5/64 in) Height: ±3 mm (±1/8 in)

Cover snow removal tools with Teflon or neoprene protectors to minimize the risk of damage from scratches.