

CITADIN® M80 PERMEABLE PAVER

REGULAR FINISH




CITADIN® M80 PERMEABLE PAVER

	HEIGHT X WIDTH X LENGTH CM / IN	
	8 x 16,3 x 32,5	3 ¹ / ₈ x 6 ³ / ₈ x 12 ¹³ / ₁₆
	8mm joint 7,26% opening area	
Units/Surface	18,93 / m ²	1,76 / ft ²
Qty/row	1,11 m ²	11,94 ft ²
Qty/cube	8,88 m ²	95,52 ft ² 8 rows
Weight/unit avg.	10 kg	22 lb
Weight/cube	1643 kg	3622 lb

COLORS
Gray and charcoal
Ice gray
Travertine beige


COLORS



● Gray and charcoal



● Ice gray




● Travertine beige



Colors with solar reflectance indices contributing to the LEED program in order to reduce the creation of heat islands in urban areas as much as possible.

PATTERN



Runner pattern

TECHNICAL INFORMATION

Product	Standard	Compressive strength	Resistance to freeze-thaw cycles in a saline solution	Water absorption	Dimensional tolerances
Citadin M80 permeable paver	CSA A231.2	50 MPa (7250 psi)	Maximum loss of initial weight in a saline solution (NaCl 3 %): 225 g/m ² (0,74 oz / ft ²) after 28 cycles 500 g/m ² (1,64 oz / ft ²) after 49 cycles	5 % maximum	Length: -1 mm to +2 mm (-1/32 in to + 5/64 in) Width: -1 mm to +2 mm (-1/32 in to + 5/64 in) Height: ±3 mm (±1/8 in)

SPECIFICATION CLAUSE

SPEC. NOTE: Include the following article in part 2-Products of section 32 14 13-Precast Concrete Pavers. It prescribes the choice for BOLDUC Urban Pavers for landscaping purposes. It should describe the geometric and physical characteristics and indicate the paver selected, its dimensions, color and finish.

PART 2 - PRODUCTS

2.1 Precast Concrete Pavers

- Precast concrete pavers complying with CSA A231.2 and the following prescriptions.
- Citadin M80 permeable paver supplied by BOLDUC.
 - Thickness: 8 cm (3¹/₈ in)
 - Nominal Dimensions: 8 x 16,3 x 32,5 cm (3¹/₈ x 6³/₈ x 12¹³/₁₆ in)
 - Color :
 - Textur: Regular finish