

CITADIN™ 80 PAVER

REGULAR OR SMOOTH PREMIUM 1 FINISHES



CITADIN™ 80 PAVER - 400 x 600


	HEIGHT/WIDTH/LENGTH		
	DIMENSIONS (CM)	DIMENSIONS (IN)	
	8 x 40 x 60	3 ^{1/8} x 15 ^{3/4} x 23 ^{5/8}	
Unit/Surface	4,17 / m ²	0,39 / ft ²	
Qty/row	0,96 m ²	10,33 ft ²	
Qty/cube	8,64 m ²	92,97 ft ²	9 rows
Weight/unit	45 kg	99 lb	
Weight/cube	1599 kg	3525 lb	

Specifications	Codes	Standard Colors
Regular finish	PPC-446R-15	Gray and charcoal
		Deluxe Colors
Smooth Premium 1 finish	PPC-446R-02	Ice gray
	PPC-446R-24	Travertine beige
	PPC-446R-21	Ivory beige

Approximate coverage areas for one bag of polymeric sand (22,7 kg)

13,24 m² 142,5 ft²

COLORS




● Gray and charcoal



● Ice gray



● Travertine beige

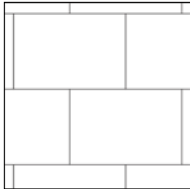


● Ivory beige 1

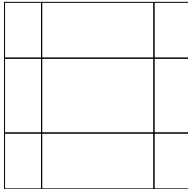


Colors with solar reflectance indices contributing to the LEED program in order to reduce the creation of heat islands in urban areas as much as possible.

PATTERNS



Pattern 1
Runner pattern
(80 x 400 x 600)



Pattern 2
Checker pattern
(80 x 400 x 600)

TECHNICAL INFORMATIONS

Product	Standard	Compressive strength	Resistance to freeze-thaw cycles in a saline solution	Water absorption	Dimensional tolerances
Citadin 80 paver	CSA A231.2	50 MPa (7250 psi)	Maximum loss of initial weight in a saline solution (NaCl 3 %): 225 g/m ² (0,74 oz / ft ²) after 28 cycles 500 g/m ² (1,64 oz / ft ²) after 49 cycles	5 % maximum	Length: -1 mm to +2 mm (-1/32 in to + 5/64 in) Width: -1 mm to +2 mm (-1/32 in to + 5/64 in) Height: ±3 mm (±1/8 in)

Cover snow removal tools with Teflon or neoprene protectors to minimize the risk of damage from scratches.