

# BORDURE CITADIN®




## BORDURE CITADIN®


	HAUTEUR/PROFONDEUR/LONGEUR	
	DIMENSIONS (CM)	DIMENSIONS (PO)
	15 x 11 x 60	5 <sup>7/8</sup> x 4 <sup>1/4</sup> x 23 <sup>5/8</sup>
Poids/unité	23,44 kg	51,57 lb
Poids/cube	1530 kg	3660 lb
Nbre de mcx	0,155 / m lin.	0,51 / pi lin.
Qté/cube	38,4 m lin.	126 pi lin. 4 rgs
Long/rang	9,5 m lin.	31,5 pi lin.

SPÉCIFICATIONS	CODES	COULEURS STANDARDS
	PBO-410R-10	Gris
	PBO-410R-15	Gris et charbon
		<b>COULEURS DE LUXE</b>
	PBO-410R-02	Gris glacier
	PBO-410R-21	Beige ivoire
	PBO-410R-24	Beige travertin
	PBO-410R-50	Noir

## COULEURS




● Gris glacier



● Noir




● Beige ivoire



● Beige travertin



● Gris



● Gris et charbon