

HEXAGON™ 80 PAVER

SMOOTH PREMIUM FINISH ①



HEXAGON™ 80 PAVER

	HEIGHT/WIDTH/LENGTH		
	DIMENSIONS (CM)	DIMENSIONS (IN)	
	8 x 20 x 23	3 ^{1/8} x 7 ^{7/8} x 9 ^{1/8}	
Units/Surface	28,57 / m ²	2,7 / ft ²	
Qty/row	0,97 m ²	10,44 ft ²	
Qty/cube	9,7 m ²	104,4 ft ²	10 rows
Weight/unit avg.	6 kg	14 lb	
Weight/cube	1792 kg	3943 lb	

SPECIFICATIONS	CODES	COLORS
Smooth premium finish ①	PPC-990L-02	Ice gray
Smooth premium finish ①	PPC-990L-11	Granite gray
Smooth premium finish ①	PPC-990L-21	Ivory beige
Smooth premium finish ①	PPC-990L-25	Anthracite brown
Smooth premium finish ①	PPC-990L-50	Black

Approximate coverage areas for one bag of polymeric sand (22,7 kg)


5,77 m²

62,1 ft²


COLORS



● Ice gray



● Granite gray



● Black



● Ivory beige

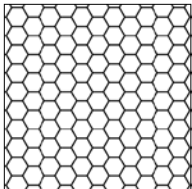


● Anthracite brown



Colors with solar reflectance indices contributing to the LEED program in order to reduce the creation of heat islands in urban areas as much as possible.

PATTERN



Runner pattern
(20 x 23)

The layout shown in the above illustration is for information purposes only. Bolduc disclaims all responsibility for the excess or lack of pavers resulting from an installation according to these laying patterns.

TECHNICAL INFORMATIONS

Product	Standard	Compressive strength	Resistance to freeze-thaw cycles in a saline solution	Water absorption	Dimensional tolerances
Hexagon 80 paver	CSA A231.2	50 MPa (7250 psi)	Maximum loss of initial weight in a saline solution (NaCl 3 %): 225 g/m ² (0,74 oz / ft ²) after 28 cycles 500 g/m ² (1,64 oz / ft ²) after 49 cycles	5 % maximum	Length: -1 mm to +2 mm (-1/32 in to + 5/64 in) Width: -1 mm to +2 mm (-1/32 in to + 5/64 in) Height: ±3 mm (±1/8 in)

Cover snow removal tools with Teflon or neoprene protectors to minimize the risk of damage from scratches.