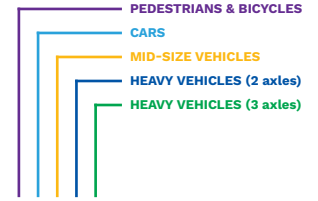


# AVENUE® 120 PAVER

## REGULAR OR PREMIUM FINISHES









DIMENSION HEIGHT X WIDTH X LENGTH.		UNITS / SURFACE		QTY / CUBE		WEIGHT / CUBE	
cm	in	/m <sup>2</sup>	/ft <sup>2</sup>	/m <sup>2</sup>	/ft <sup>2</sup>	kg	lbs

### 100 FORMAT

12 x 10 x 45	4 <sup>3/4</sup> x 3 <sup>15/16</sup> x 17 <sup>3/4</sup>	22,2	2,06	7,56	81,38	1780	3915
--------------	---	------	------	------	-------	------	------

### 300 FORMAT

12 x 30 x 60	4 <sup>3/4</sup> x 11 <sup>13/16</sup> x 23 <sup>5/8</sup>	5,6	0,52	7,56	81,38	1780	3915
--------------	--	-----	------	------	-------	------	------

- COLORS**
- Granite gray 
  - Light gray 
  - Silver gray
  - Smoke gray
  - Anthracite
  - Opal white 
  - Ivory 
  - Light beige 
  - Sahara beige 
  - Burned beige
  - Sandhill beige
  - Salmon
  - Clay red
  - Red
  - Burgundy
  - Caledonia pink
  - Brown
  - Bistre

### APPROXIMATE COVERAGE AREAS FOR ONE BAG OF POLYMERIC SAND ( 22,7 KG )

#### 100 FORMAT

100 x 450 mm	1,82 m <sup>2</sup>	19,6 pi <sup>2</sup>
--------------	---------------------	----------------------

#### 300 FORMAT

300 x 600 mm	4,42 m <sup>2</sup>	47,6 pi <sup>2</sup>
--------------	---------------------	----------------------

- FINISHES**
- Smooth Regular
  - Grenart Regular
  - Ground Regular
  - Smooth Premium 
  - Grenart Premium 
  - Ground Premium 

## COLORS



Colors with solar reflectance indices contributing to the LEED program in order to reduce the creation of heat islands in urban areas as much as possible.

# AVENUE® 120 PAVER

## REGULAR OR PREMIUM FINISHES

### TECHNICAL INFORMATIONS

Product	Standard	Compressive strength	Durability to freeze-thaw cycles with utilisation of de-icing salts	Water absorption	Dimensional tolerances
Avenue 120 paver	CSA A231.2	50 MPa (7250 psi)	Maximum loss of initial weight in saline solution (NaCl 3%): 225 g/m <sup>2</sup> (0,74 oz / ft <sup>2</sup> ) after 28 cycles 500 g/m <sup>2</sup> (1,64 oz / ft <sup>2</sup> ) after 49 cycles	5 % maximum	Length: -1 mm to +2 mm (-1/32 in to + 5/64 in) Width: -1 mm to +2 mm (-1/32 in to + 5/64 in) Height: ±3 mm (±1/8 in)

### SPECIFICATION CLAUSE

**SPEC. NOTE:** Include the following article in part 2-Products of section 32 14 13-Precast Concrete Pavers. It prescribes the choice for BOLDUC autoblocking Urban Pavers for landscaping purposes. It should describe the geometric and physical characteristics and indicate the paver selected, its dimensions, color and finish.

#### PART 2 - PRODUCTS

##### 2.1 Precast Concrete Pavers


- 1 Precast concrete pavers complying with CSA A231.2 and the following prescriptions.
- 2 Avenue 120 paver supplied by BOLDUC.
  - 1 Thickness: 12 cm (4<sup>3/4</sup> in)
  - 2 Nominal Dimensions:
  - 3 Color :
  - 4 Texture (Smooth Regular or Premium, Grenart Regular or Premium or Ground Regular or Premium Finishes):

# AVENUE® 120 PAVER


REGULAR OR PREMIUM FINISHES 

---

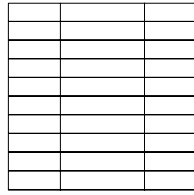
## PATTERNS AVENUE 120 - 100 FORMAT



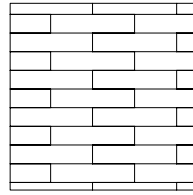
Herringbone pattern



Herringbone pattern 45°



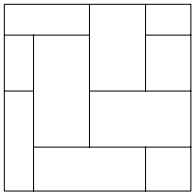
Checker pattern




Runner pattern

---

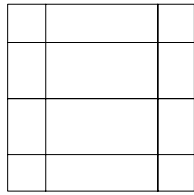
## PATTERNS AVENUE 120 - 300 FORMAT



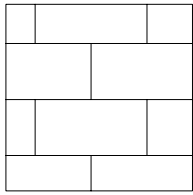
Herringbone pattern



Herringbone pattern 45°



Checker pattern



Runner pattern

The layout shown in the above illustration is for information purposes only. Bolduc disclaims all responsibility for the excess or lack of pavers resulting from an installation according to these laying patterns.