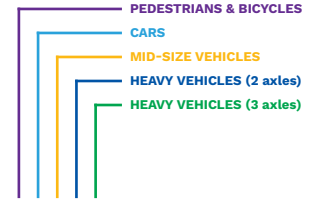


AVENUE® 100 PAVER

REGULAR OR PREMIUM FINISHES



DIMENSION HEIGHT X WIDTH X LENGTH.		UNITS / SURFACE		QTY / CUBE		WEIGHT / CUBE	
cm	in	/m ²	/ft ²	/m ²	/ft ²	kg	lbs

100 FORMAT

10 x 10 x 30	3 ^{15/16} x 3 ^{15/16} x 11 ^{13/16}	33,3	3,09	7,56	81,38	1780	3915
10 x 10 x 45	3 ^{15/16} x 3 ^{15/16} x 17 ^{3/4}	22,2	2,06	7,56	81,38	1780	3915
10 x 10 x 60	3 ^{15/16} x 3 ^{15/16} x 23 ^{5/8}	16,6	1,55	6,72	72,33	1585	3490

150 FORMAT

10 x 15 x 15	3 ^{15/16} x 5 ^{7/8} x 5 ^{7/8}	44,4	4,12	7,56	81,38	1780	3915
10 x 15 x 30	3 ^{15/16} x 5 ^{7/8} x 11 ^{13/16}	22,2	2,06	7,56	81,38	1780	3915
10 x 15 x 45	3 ^{15/16} x 5 ^{7/8} x 17 ^{3/4}	14,8	1,37	7,56	81,38	1780	3915

200 FORMAT

10 x 20 x 20	3 ^{15/16} x 7 ^{7/8} x 7 ^{7/8}	25,0	2,32	6,72	72,33	1585	3490
10 x 20 x 40	3 ^{15/16} x 7 ^{7/8} x 15 ^{3/4}	12,5	1,16	6,72	72,33	1585	3490
10 x 20 x 60	3 ^{15/16} x 7 ^{7/8} x 23 ^{5/8}	8,3	0,77	6,72	72,33	1585	3490

300 FORMAT

10 x 30 x 30	3 ^{15/16} x 11 ^{13/16} x 11 ^{13/16}	11,1	1,03	7,56	81,38	1780	3915
10 x 30 x 45	3 ^{15/16} x 11 ^{13/16} x 17 ^{3/4}	7,4	0,69	7,56	81,38	1780	3915
10 x 30 x 60	3 ^{15/16} x 11 ^{13/16} x 23 ^{5/8}	5,6	0,52	7,56	81,38	1780	3915

500 FORMAT




10 x 50 x 50	3 ^{15/16} x 19 ^{11/16} x 19 ^{11/16}	4,0	0,37	7,00	75,32	1645	3620
--------------	--	-----	------	------	-------	------	------

Note: Available in all 3 patterns


600 FORMAT

10 x 60 x 60	3 ^{15/16} x 23 ^{5/8} x 23 ^{5/8}	2,8	0,26	5,05	54,25	1195	2630
--------------	--	-----	------	------	-------	------	------


Note: Available in whole pattern



Whole pattern



Pattern 1/2







Pattern 1/4

COLORS

- Granite gray 
- Light gray 
- Silver gray 
- Smoke gray 
- Anthracite 
- Opal white 
- Ivory 
- Light beige 
- Sahara beige 
- Burned beige 
- Sandhill beige 
- Salmon 
- Clay red 
- Red 
- Burgundy 
- Caledonia pink 
- Brown 
- Bistre 

FINISHES

- Smooth Regular 
- Grenart Regular 
- Ground Regular 
- Smooth Premium 
- Grenart Premium 
- Ground Premium 

APPROXIMATE COVERAGE AREAS FOR ONE BAG OF POLYMERIC SAND (22,7 KG)

100 FORMAT

100 x 300 mm	2,00 m ²	22,5 ft ²
100 x 450 mm	2,20 m ²	23,7 ft ²
100 x 600 mm	2,30 m ²	24,7 ft ²

150 FORMAT

150 x 150 mm	1,35 m ²	14,5 ft ²
150 x 300 mm	2,70 m ²	29,1 ft ²
150 x 450 mm	3,00 m ²	32,3 ft ²

200 FORMAT

200 x 200 mm	2,67 m ²	28,7 ft ²
200 x 400 mm	3,55 m ²	38,2 ft ²
200 x 600 mm	4,00 m ²	43,0 ft ²

300 FORMAT

300 x 300 mm	4,00 m ²	43,0 ft ²
300 x 450 mm	4,78 m ²	51,5 ft ²
300 x 600 mm	5,40 m ²	58,1 ft ²

500 FORMAT

500 x 500 mm	6,70 m ²	72,1 ft ²
--------------	---------------------	----------------------

600 FORMAT

600 x 600 mm	8,00 m ²	86,1 ft ²
--------------	---------------------	----------------------

AVENUE® 100 PAVER

REGULAR OR PREMIUM FINISHES

COLORS



Colors with solar reflectance indices contributing to the LEED program in order to reduce the creation of heat islands in urban areas as much as possible.

TECHNICAL INFORMATIONS

Product	Standard	Compressive strength	Durability to freeze-thaw cycles with utilisation of de-icing salts	Water absorption	Dimensional tolerances
Avenue 100 paver	CSA A231.2	50 MPa (7250 psi)	Maximum loss of initial weight in saline solution (NaCl 3%): 225 g/m ² (0,74 oz / ft ²) after 28 cycles 500 g/m ² (1,64 oz / ft ²) after 49 cycles	5 % maximum	Length: -1 mm to +2 mm (-1/32 in to + 5/64 in) Width: -1 mm to +2 mm (-1/32 in to + 5/64 in) Height: ±3 mm (±1/8 in)

SPECIFICATION CLAUSE

SPEC. NOTE: Include the following article in part 2-Products of section 32 14 13-Precast Concrete Pavers. It prescribes the choice for BOLDUC autoblocking Urban Pavers for landscaping purposes. It should describe the geometric and physical characteristics and indicate the paver selected, its dimensions, color and finish.

PART 2 - PRODUCTS


2.1 Precast Concrete Pavers

- 1 Precast concrete pavers complying with CSA A231.2 and the following prescriptions.
- 2 Avenue 100 paver supplied by BOLDUC.
 - 1 Thickness: 10 cm (3^{5/16} in)
 - 2 Nominal Dimensions:
 - 3 Color :
 - 4 Texture (Smooth Regular or Premium, Grenart Regular or Premium or Ground Regular or Premium Finishes):


AVENUE® 100 PAVER

REGULAR OR PREMIUM FINISHES

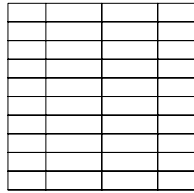
PATTERNS AVENUE 100



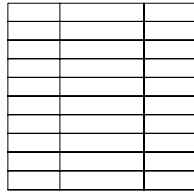
Herringbone pattern



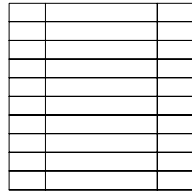
Herringbone pattern 45°



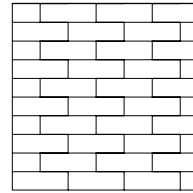
Checker pattern



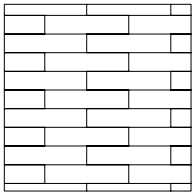
Checker pattern




Checker pattern



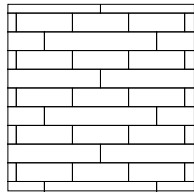
Runner pattern




Runner pattern



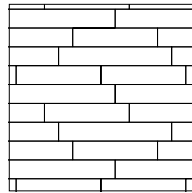
Runner pattern



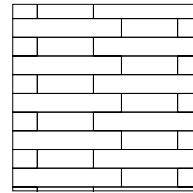
Alternate runner pattern




Alternate runner pattern




Alternate runner pattern



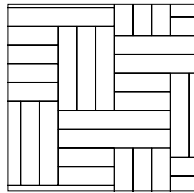
Mixed runner pattern



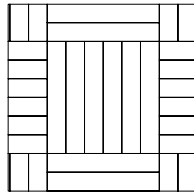
Mixed runner pattern



Mixed runner pattern



Modular pattern



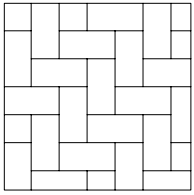
Basket weave pattern

The layout shown in the above illustration is for information purposes only. Bolduc disclaims all responsibility for the excess or lack of pavers resulting from an installation according to these laying patterns.


AVENUE® 100 PAVER

REGULAR OR PREMIUM FINISHES

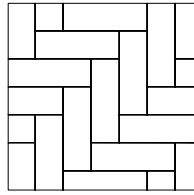
PATTERNS AVENUE 150



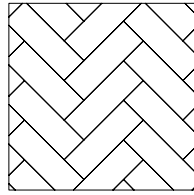
Herringbone pattern



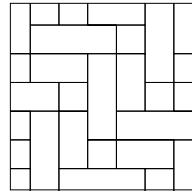
Herringbone pattern 45°



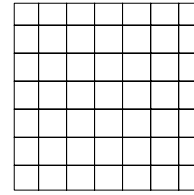
Herringbone pattern 45°



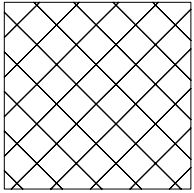
Herringbone pattern 45°



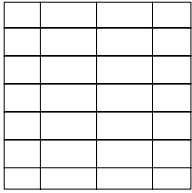
Modular runner pattern



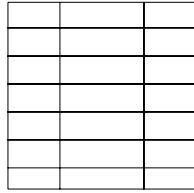
Checker pattern



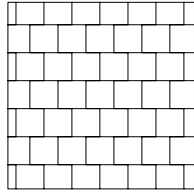
Checker pattern 45°



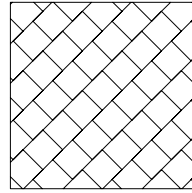
Checker pattern



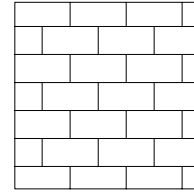
Checker pattern



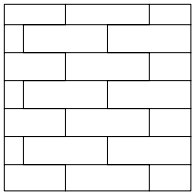
Runner pattern



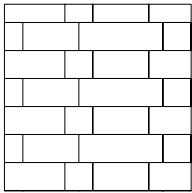
Runner pattern 45°




Runner pattern



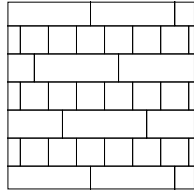
Runner pattern




Runner pattern



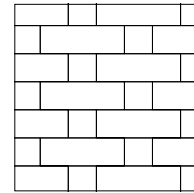
Alternate runner pattern



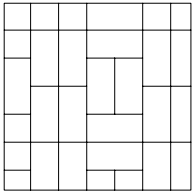
Alternate runner pattern



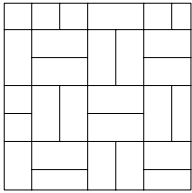
Mixed runner pattern



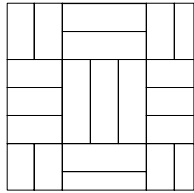
Mixed runner pattern



Basket weave pattern



Basket weave pattern



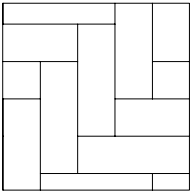
Basket weave pattern

The layout shown in the above illustration is for information purposes only. Bolduc disclaims all responsibility for the excess or lack of pavers resulting from an installation according to these laying patterns.

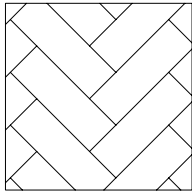
AVENUE® 100 PAVER

REGULAR OR PREMIUM FINISHES 

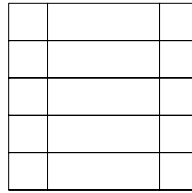
PATTERNS AVENUE 200



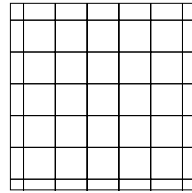
Herringbone pattern



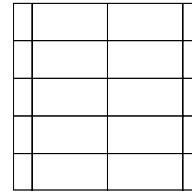
Herringbone pattern 45°



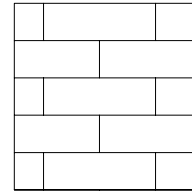
Checker pattern



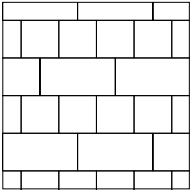
Checker pattern




Checker pattern



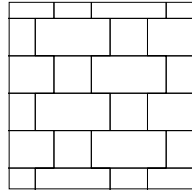
Runner pattern



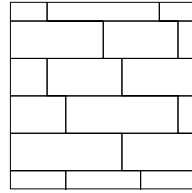
Alternate runner pattern



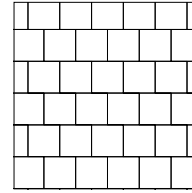
Alternate runner pattern



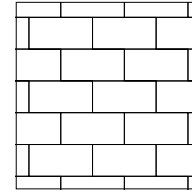
Mixed runner pattern



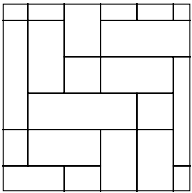
Mixed runner pattern



Paneling pattern



Paneling pattern



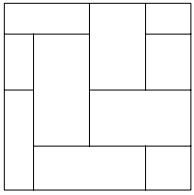
Modular pattern

The layout shown in the above illustration is for information purposes only. Bolduc disclaims all responsibility for the excess or lack of pavers resulting from an installation according to these laying patterns.

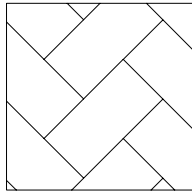
AVENUE® 100 PAVER

REGULAR OR PREMIUM FINISHES

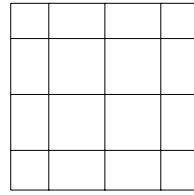
PATTERNS AVENUE 300



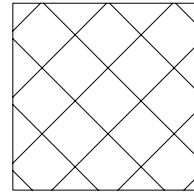
Herringbone pattern



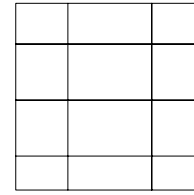
Herringbone pattern 45°



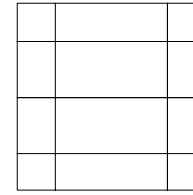
Checker pattern



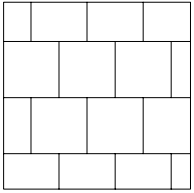
Checker pattern 45°



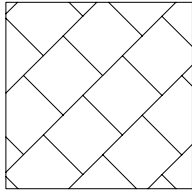
Checker pattern



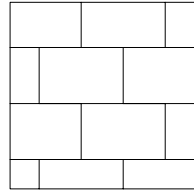
Checker pattern



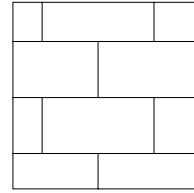
Runner pattern



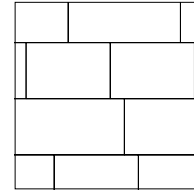
Runner pattern 45°



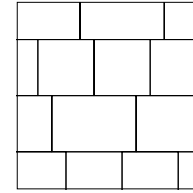
Runner pattern



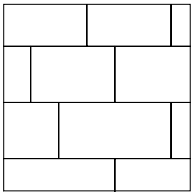
Runner pattern



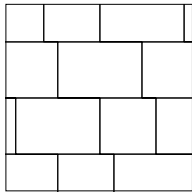
Alternate runner pattern



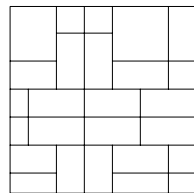
Alternate runner pattern



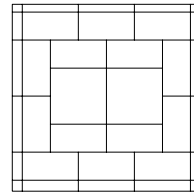
Mixed runner pattern



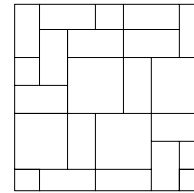
Mixed runner pattern



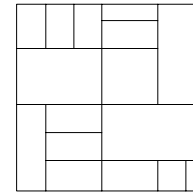
Modular pattern*



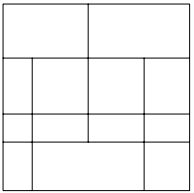
Modular pattern*



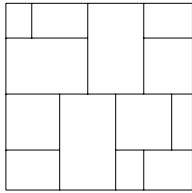
Modular pattern*



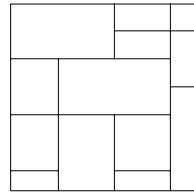
Modular pattern*



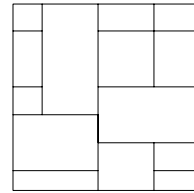
Modular pattern*



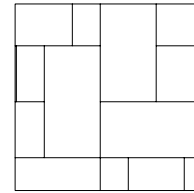
Modular pattern*



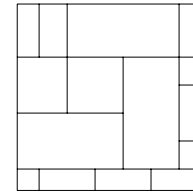
Modular pattern*



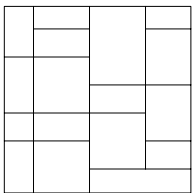
Modular pattern*




Modular pattern*



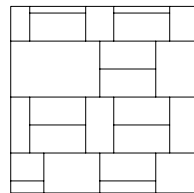
Modular pattern*



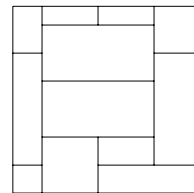
Modular pattern*



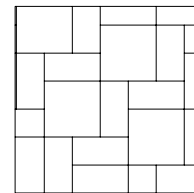
Modular pattern*



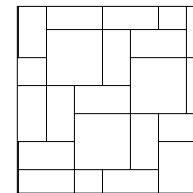
Modular pattern*



Modular pattern*



Modular pattern*



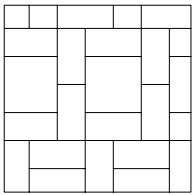
Modular pattern*

The layout shown in the above illustration is for information purposes only. Bolduc disclaims all responsibility for the excess or lack of pavers resulting from an installation according to these laying patterns.

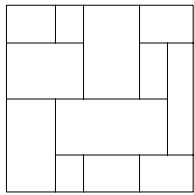
AVENUE® 100 PAVER

REGULAR OR PREMIUM FINISHES

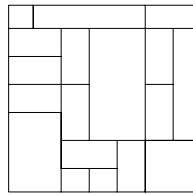
PATTERNS AVENUE 300



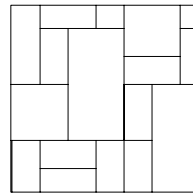
Modular pattern*



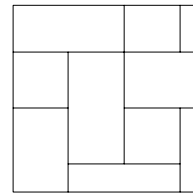
Modular pattern*



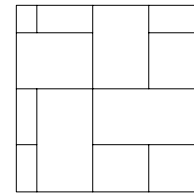
Modular pattern*



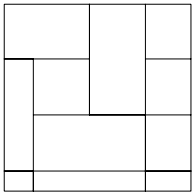
Modular pattern*



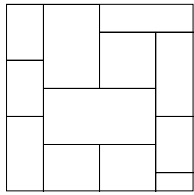
Modular pattern*



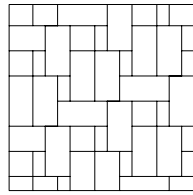
Modular pattern*



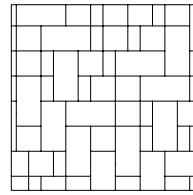
Modular pattern*



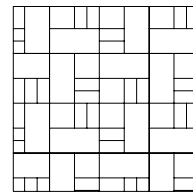
Modular pattern*



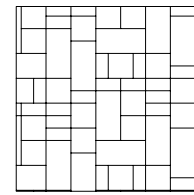
Modular pattern*



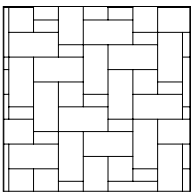
Modular pattern*




Modular pattern*



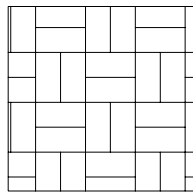
Modular pattern*



Modular pattern*

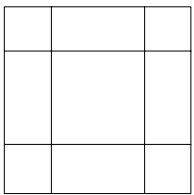


Basket weave pattern

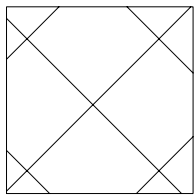


Basket weave pattern

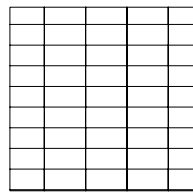
PATTERNS AVENUE 500



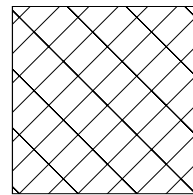
Checker pattern




Checker pattern 45°




Checker pattern




Checker pattern 45°



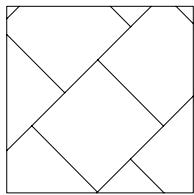
Checker pattern



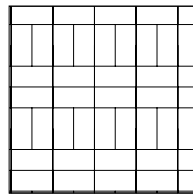
Checker pattern 45°



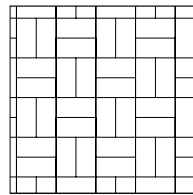
Runner pattern



Runner pattern 45°



Basket weave pattern



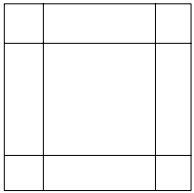
Basket weave pattern

The layout shown in the above illustration is for information purposes only. Bolduc disclaims all responsibility for the excess or lack of pavers resulting from an installation according to these laying patterns.

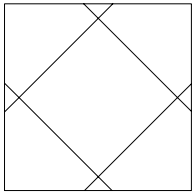
AVENUE® 100 PAVER

REGULAR OR PREMIUM FINISHES

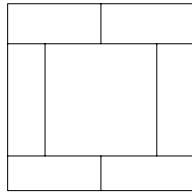
PATTERNS AVENUE 600



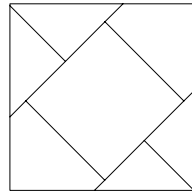
Checker pattern



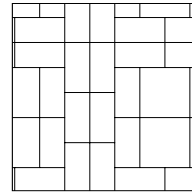
Checker pattern 45°



Runner pattern



Runner pattern 45°



Modular pattern*

The layout shown in the above illustration is for information purposes only. Bolduc disclaims all responsibility for the excess or lack of pavers resulting from an installation according to these laying patterns.

Cover snow removal tools with Teflon or neoprene protectors to minimize the risk of damage from scratches.