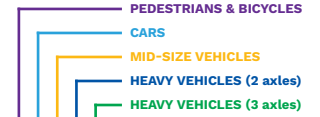


AVENUE 100 RL PAVER

REGULAR OR PREMIUM FINISHES



AVENUE AUTOBLOCKING RL PAVER



	HEIGHT X WIDTH X LENGTH CM / IN	
	10 x 15 x 30	3 ^{15/16} x 5 ^{7/8} x 11 ^{13/16}
Units/Surface	22,2 m ²	2,06 ft ²
Qty/row	1,08 m ²	11,63 ft ²
Qty/cube	7,56 m ²	81,38 ft ²
Weight/cube	1805 kg	3970 lb

Approximate coverage areas for one bag of polymeric sand (22,7 kg) 2,70 m² 29,1 ft²



	HEIGHT X WIDTH X LENGTH CM / IN	
	10 x 30 x 30	3 ^{15/16} x 11 ^{13/16} x 11 ^{13/16}
Units/Surface	11,10 m ²	1,03 ft ²
Qty/row	1,08 m ²	11,63 ft ²
Qty/cube	7,56 m ²	81,38 ft ²
Weight/cube	1805 kg	3970 lb

Approximate coverage areas for one bag of polymeric sand (22,7 kg) 4,00 m² 43,0 ft²

COLORS	
	Granite gray
	Light gray
	Silver gray
	Smoke gray
	Anthracite
	Opal white
	Ivory
	Light beige
	Sahara beige
	Burned beige
	Sandhill beige
	Salmon
	Clay red
	Red
	Burgundy
	Caledonia pink
	Brown
	Bistre

FINISHES	
	Smooth Regular
	Grenart Regular
	Ground Regular
	Smooth Premium
	Grenart Premium
	Ground Premium

COLORS




Colors with solar reflectance indices contributing to the LEED program in order to reduce the creation of heat islands in urban areas as much as possible.

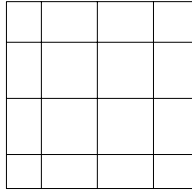
AVENUE 100 RL PAVER

REGULAR OR PREMIUM FINISHES

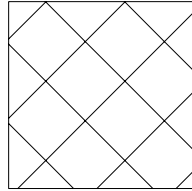
PATTERN



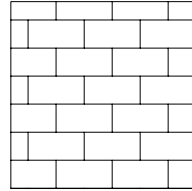
Herringbone pattern



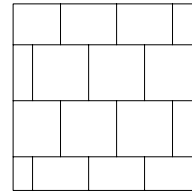
Checker pattern



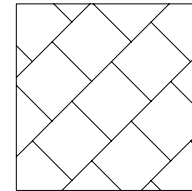
Checker pattern 45°



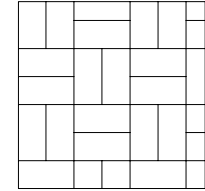
Runner pattern



Runner pattern



Runner pattern 45°



Basket weave pattern

The layout shown in the above illustration is for information purposes only. Bolduc disclaims all responsibility for the excess or lack of pavers resulting from an installation according to these laying patterns.

TECHNICAL INFORMATIONS

Product	Standard	Compressive strength	Durability to freeze-thaw cycles with utilisation of de-icing salts	Water absorption	Dimensional tolerances
Avenue Autoblocking RL paver	CSA A231.2	50 MPa (7250 psi)	Maximum loss of initial weight in saline solution (NaCl 3%): 225 g/m ² (0,74 oz / ft ²) after 28 cycles 500 g/m ² (1,64 oz / ft ²) after 49 cycles	5 % maximum	Length: -1 mm to +2 mm (-1/32 in to + 5/64 in) Width: -1 mm to +2 mm (-1/32 in to + 5/64 in) Height: ±3 mm (±1/8 in)

SPECIFICATION CLAUSE

SPEC. NOTE: Include the following article in part 2-Products of section 32 14 13-Precast Concrete Pavers. It prescribes the choice for BOLDUC autoblocking Urban Pavers for landscaping purposes. It should describe the geometric and physical characteristics and indicate the paver selected, its dimensions, color and finish.

PART 2 - PRODUCTS

2.1 Precast Concrete Pavers

1. Precast concrete pavers complying with CSA A231.2 and the following prescriptions.
2. Avenue Autoblocking RL paver supplied by BOLDUC.
 1. Thickness: 10 cm (3⁵/₁₆ in)
 2. Nominal Dimensions:
 3. Color:
 4. Texture (Smooth Regular or Premium, Grenart Regular or Premium or Ground Regular or Premium Finishes):

Cover snow removal tools with Teflon or neoprene protectors to minimize the risk of damage from scratches.